
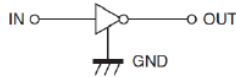
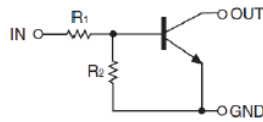


## NPN Digital Transistors (Built-in Resistors)



**SOT-23**

1. IN  
2. GND  
3. OUT

### Features

- Moisture sensitivity level 1
- Halogen free and RoHS compliant
- Surface mount package ideally suited for automatic insertion

### Application

- Signal amplification
- Switching circuit

### Mechanical data

- **Package:** SOT-23
- **Terminals:** Tin plated leads, solderable per J-STD-002 and JESD22-B102

### ■ Maximum Ratings ( $T_a=25^\circ\text{C}$ Unless otherwise specified)

Item	Symbol	Unit	Conditions	Value
Device marking code				E23
Collector-base voltage	$V_{CC}$	V		50
Collector-emitter voltage	$V_{IN}$	V		-5 to +30
Collector current	$I_o$	mA		100
Power dissipation	$P_D$	mW		200
Junction temperature	$T_J$	$^\circ\text{C}$		-55 to +150
Storage temperature	$T_{STG}$	$^\circ\text{C}$		-55 to +150



# DTC143ZCA

RoHS  
COMPLIANT

## ■ Electrical Characteristics (T<sub>a</sub>=25°C Unless otherwise specified)

Item	Symbol	Unit	Conditions	Min	Typ	Max
Input voltage	V <sub>I(off)</sub>	V	V <sub>CC</sub> =5V, I <sub>c</sub> =100uA	0.5		
	V <sub>I(on)</sub>	V	V <sub>O</sub> =0.3V, I <sub>c</sub> =5mA			1.3
Output voltage	V <sub>O(on)</sub>	V	I <sub>o</sub> / I <sub>i</sub> = 10mA/0.5 mA			0.3
Input current	I <sub>i</sub>	mA	V <sub>i</sub> =5V			1.8
Output current	I <sub>O(off)</sub>	uA	V <sub>CC</sub> =50V, V <sub>i</sub> =0			0.5
DC current gain	G <sub>i</sub>		V <sub>O</sub> =5V, I <sub>o</sub> = 10mA	80		
Input resistance	R <sub>1</sub>	kΩ		3.29	4.7	6.11
Resistance ratio	R <sub>2</sub> /R <sub>1</sub>			8	10	12
Transition frequency	f <sub>T</sub>	MHz	V <sub>O</sub> =10V, I <sub>o</sub> =5mA, f=100MHz		250	

## ■ Thermal Characteristics

Parameter	Symbol	Unit	Value
Thermal resistance, junction-to-ambient	R <sub>θJ-A</sub> <sup>(1)</sup>	°C/W	625
Thermal resistance, junction-to-case	R <sub>θJ-C</sub> <sup>(1)</sup>	°C/W	500

### Note:

(1) Device mounted on PCB, single-sided copper, with standard footprint



■ Characteristics

Fig 1: Input Voltage (On) Characteristics

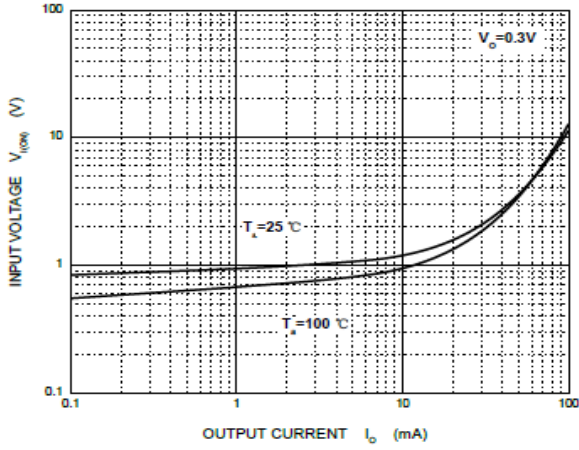


Fig 2: Input Voltage (Off) Characteristic

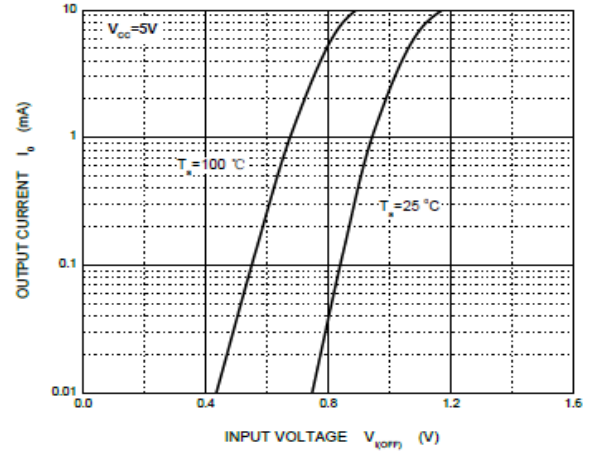


Fig 3: DC Current Gain Characteristics

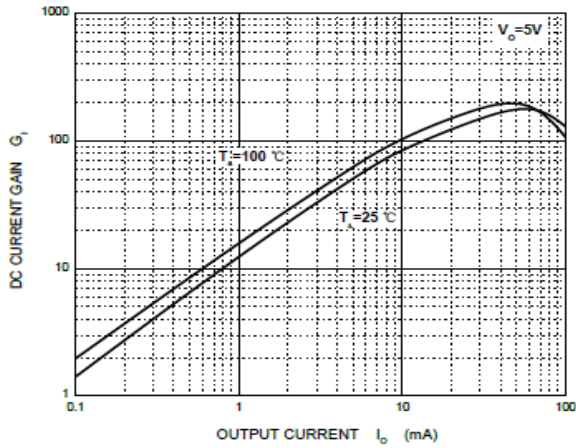


Fig 4: Output Voltage Characteristics

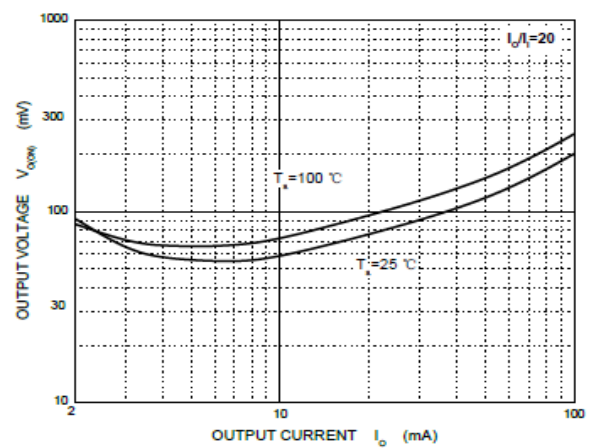
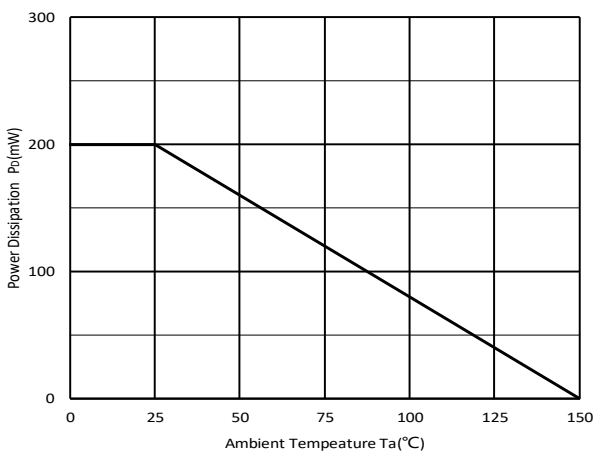


Fig 5: P<sub>D</sub>-T<sub>a</sub> Curve





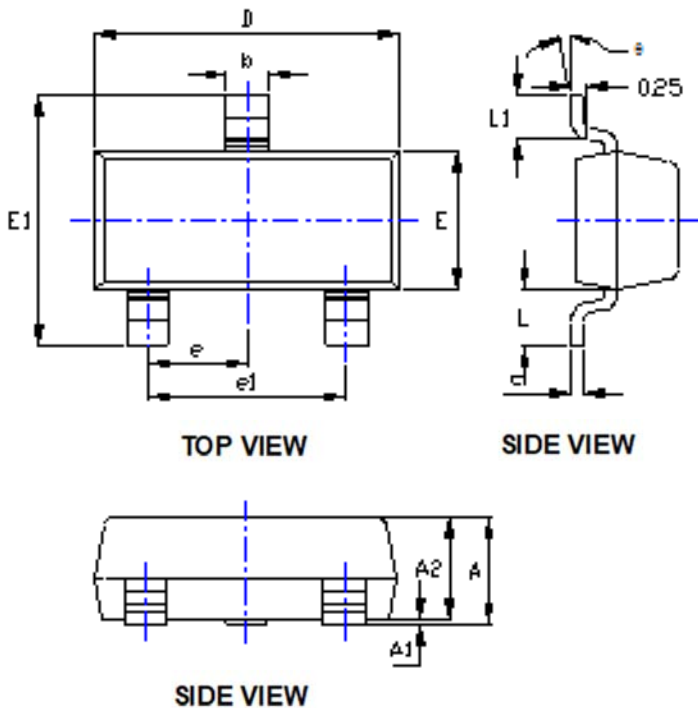
# DTC143ZCA

RoHS  
COMPLIANT

## Ordering Information

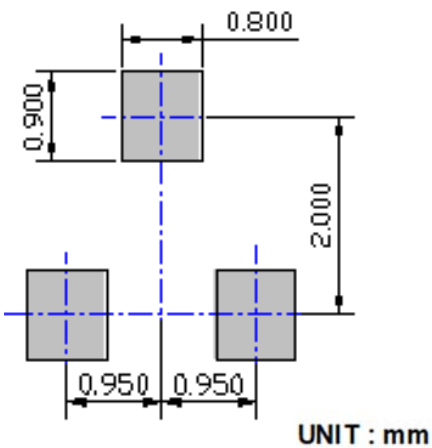
Preferred P/N	Packing code	Unit weight(g)	Minimum package(pcs)	Inner box quantity(pcs)	Outer carton quantity(pcs)	Delivery mode
DTC143ZCA	F2	Approximate 0.009	3000	30000	120000	7" reel
DTC143ZCA	F4	Approximate 0.008	10000	/	210000	13" reel

## Outline Dimensions



SYMBOL	DIMENSIONS			
	INCHES		Millimeter	
	MIN.	MAX.	MIN.	MAX.
A	0.035	0.045	0.900	1.150
A1	0.000	0.004	0.000	0.100
A2	0.035	0.041	0.900	1.050
b	0.012	0.020	0.300	0.500
c	0.004	0.008	0.100	0.200
D	0.110	0.118	2.800	3.000
E	0.047	0.055	1.200	1.400
E1	0.089	0.100	2.250	2.550
e	0.037TYP		0.950TYP	
e1	0.071	0.079	1.800	2.000
L	0.022REF		0.550REF	
L1	0.012	0.020	0.300	0.500
θ	0°	8°	0°	8°

## Suggested Pad Layout





---

**Disclaimer**

The information presented in this document is for reference only. Yangzhou Yangjie Electronic Technology Co., Ltd. reserves the right to make changes without notice for the specification of the products displayed herein to improve reliability, function, or design or otherwise.

The product listed herein is designed to be used with ordinary electronic equipment or devices, and not designed to be used with equipment or devices which require high level of reliability and the malfunction of which would directly endanger human life (such as medical instruments, transportation equipment, aerospace machinery, nuclear-reactor controllers, fuel controllers and other safety devices), Yangjie or anyone on its behalf, assumes no responsibility or liability for any damages resulting from such improper use of sale.

This publication supersedes & replaces all information previously supplied. For additional information, please visit our website [http:// www.21yangjie.com](http://www.21yangjie.com) , or consult your nearest Yangjie's sales office for further assistance.